

# THEME 1

## Transport

### Lesson 1 - How do you get to school?

#### Session Outline

**Introduce the term 'transport' to the CAT (Climate Action Team) and explain what is meant by transport.**

**The term transport refers to all the methods people use to move themselves and their goods from one place to another.**

**Can the CAT name different modes of transport?**

**Discuss the impact of road transport on the environment (climate change and air quality)**

**What action can we take as a school?**

#### Session Activity

**Investigate the use of transport across the school by gathering data from pupils. CAT to use the tally chart sheet provided and ask each pupil which mode of transport they use to get to and from school, before presenting the data to the rest of the school.**

#### Home Activity / Link

**Information regarding sustainable transport to be sent home to families electronically.**

**If relevant, share information on Cycle to School Week with families (info available on their website).**

# THEME I

## Transport

### Lesson 2 - How do members of staff get to school?

#### Session Outline

**Recap the modes of transport that the CAT looked at last session. How many can they name?**

**Discuss what makes certain modes of transport harmful to the environment and what we mean by climate impact - car fumes release gases, including CO<sub>2</sub>, in to the air which are harmful to breath in and are contributing to climate change.**

**Show the CAT a range of transport images which they must discuss in order to determine which one has the least climate impact.**

**Focus the CAT on the data they gathered from pupils on transport to and from school. What about adults in school?**

#### Session Activity

**Investigate the use of transport across further the school by gathering data from adults. CAT to use the tally chart sheet provided and ask each adult which mode of transport they use to get to and from school, before presenting the data to the rest of the school.**

#### Home Activity / Link

**Using the templates providing or creating their own, the CAT have the challenge of educating the adults throughout the school community on the impact of transport.**

**They could create a poster or an acrostic poem to be shared with adults.**

# THEME I

## Transport

### Lesson 3 - What is sustainable transport?

#### Session Outline

**Recap how cars and other modes of transport harm the environment (information shared on the presentation).**

**What can we do to help? Discuss as a group (ideas shared on the presentation).**

**Introduce the term ‘sustainable transport’ and discuss what this means.**

- **Any transportation that has a low climate impact (sometimes referred to as ‘green’).**
- **Values the environment (has low or zero emissions).**
- **Cares about our world’s natural resources like coal and oil.**

#### Session Activity

**CAT to create posters / presentation to share information with the rest of the school on the impacts of transport and sustainable transport.**

**If possible, children could share this information in a school assembly, on the school’s social media or website.**

#### Home Activity / Link


**The children could encourage their family to walk, cycle or scoot instead of making short journeys in the car. They could possibly create a poster for home as a reminder.**

**Write a letter to the local council, asking them what their plans are to reduce emissions in the local area.**


## THEME I

### Energy types and providers


#### SUGGESTED ACTION LIST



**Make a personal change - walk, cycle or use public transport.**



**Encourage families to use more sustainable transport (walk, cycle etc.) e.g. create posters, Tweet, add to school newsletter.**



**Take part in a cycle/walk to school week.**

[www.bikeability.org.uk/cycletoschoolweek/](http://www.bikeability.org.uk/cycletoschoolweek/)