


# STAGE 3: Become a Plastic Clever School





## Step 1: Take Action Against Single-use Plastic

Overview - school begins to cut down use of single-use BIG 4 items (bottles, cups + lids, straws and bags) and encourages reusables among staff and pupils



- ★ Use your school audit to identify key areas of the school a BIG 4 item is used or made available
- ★ Provide easy access for students to use own reusables: encourage use of tap water, fountains, washing facilities
- ★ Encourage use of reusables through displaying posters (made by students or supplied) and discourage or inhibit the use of non-reusables
- ★ Where single-use plastics can't be avoided, provide information and recycling facilities

Activity Ideas



## Step 2, 3 and 4

- ★ Repeat Step 1, each time taking action against another of the BIG 4 items.
- ★ NB. if one or more of the BIG 4 items aren't applicable to your school, then skip them and move onto the next item that is.



## Step 5: Let us know

- ★ Send us a photo of your good work and we'll send you your goodies
- ★ We'll also send you your next steps!